

Scaled data based on original data using
LM-79-08 Approved Method: Electrical and Photometric Measurements of Solid-
State Lighting Products

Test Report Prepared for
Cooper Lighting Solutions
(formerly Eaton)

Brand: STREETWORKS

Report Number: P526948

Luminaire Tested: **GLAN-SA2A-722-U-5MQ-GRSWH**

Issue Date: 5/27/2021

Test Information

Test Method: LM-79-08
Report Number: P526948
TEST IS SCALED FROM IESNA LM-79-08 TEST DATA (G3-2011-057-4)
Test Lab: INNOVATION CENTER
Issue Date: 5/27/2021
Manufacturer: COOPER LIGHTING SOLUTIONS (FORMERLY EATON)
Product Line: STREETWORKS
Catalog Number: GLAN-SA2A-722-U-5MQ-GRSWH
Description: GALLEON AREA AND ROADWAY LUMINAIRE
(2) 70 CRI, 2200K, 615mA LIGHTSQUARES WITH 16 LEDS EACH AND TYPE V MEDIUM OPTICS WITH WHITE GLARE REDUCTION SHIELD
Light Source: -
Ballast/Driver: ELECTRONIC DRIVER

Summary

Lumens per Lamp: N/A
Luminaire Lumens: 5967 lumens
Efficiency: N/A
Efficacy: 94.7 lumens/watt
Luminous Opening: Rectangular (W 0.5' x L: 1' x H: 0')
IES Classification: Type V - Short
BUG Rating: B2 - U0 - G1

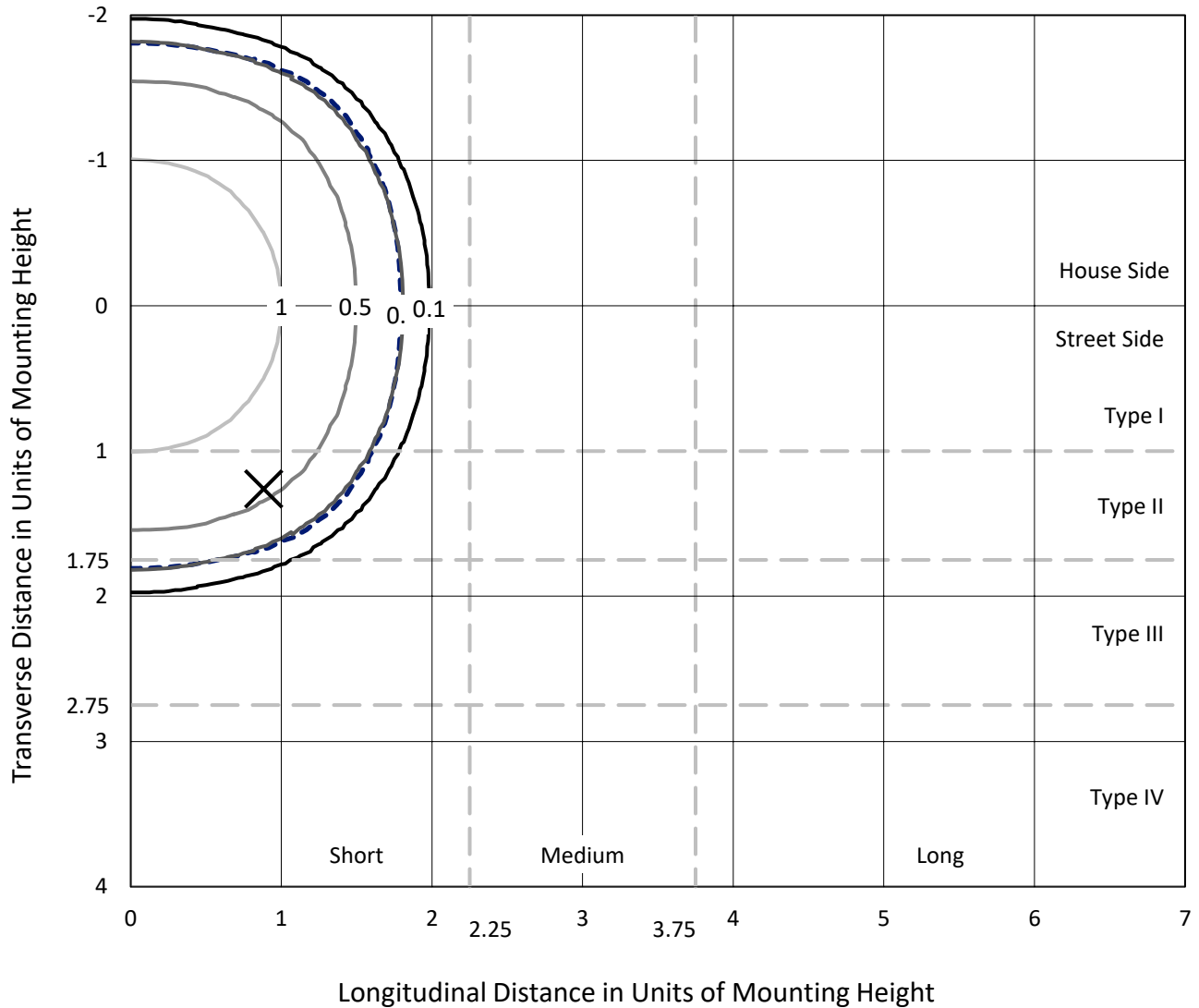
Input Watts (W): 63
Input Voltage (V): NR
Input Current (Ain): NR
Voltage Rise (V): NR
Power Factor: NR
Total Harmonic Distortion (THDi): NR
Frequency (hertz): 60
Stabilization Time: NR
Operation Time: NR
Ambient Temperature (°C): NR
Test Distance: 24 FT



REPORT NUMBER: P526948
 CATALOG NUMBER: GLAN-SA2A-722-U-5MQ-GRSWH

Iso-Footcandle Lines of Horizontal Illumination

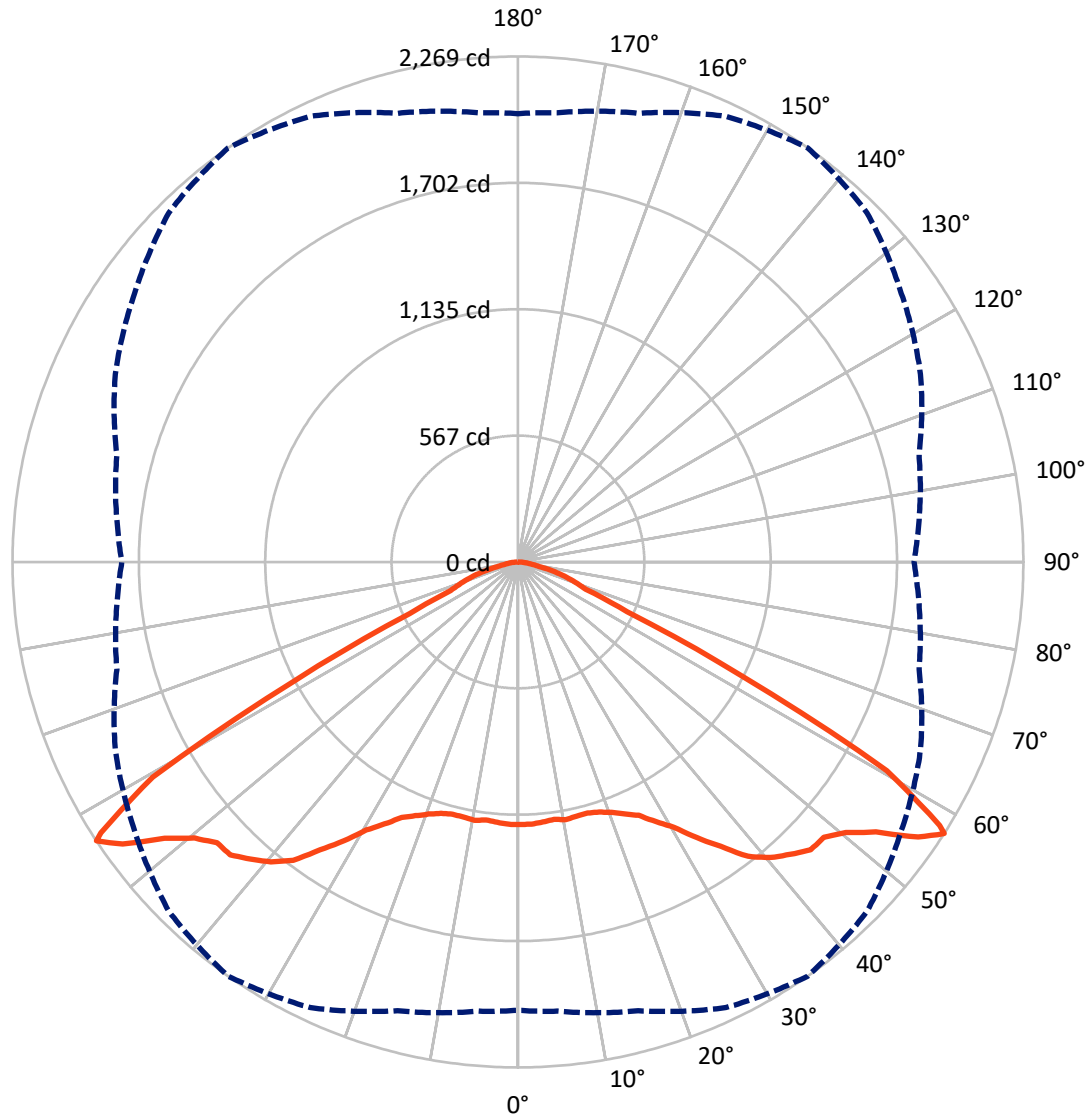
✕ Max cd
 - - - 1/2 Max cd



Based on 25 foot mounting height. Maximum calculated value = 1.9 fc
 Type V - Short - N/A

REPORT NUMBER: P526948
CATALOG NUMBER: GLAN-SA2A-722-U-5MQ-GRSWH

Luminous Intensity Polar Plot



— Vertical Plane Through 35-Deg Lateral - - - Horizontal Cone Through 57-Deg Vertical

REPORT NUMBER: P526948
 CATALOG NUMBER: GLAN-SA2A-722-U-5MQ-GRSWH

FLUX DISTRIBUTION:

		Downward	Upward	Total
House Side	Lumens	2983.5	0.0	2983.5
	% Fixture	50.0	0.0	50.0
Street Side	Lumens	2983.5	0.0	2983.5
	% Fixture	50.0	0.0	50.0
Total	Lumens	5967.0	0.0	5967.0
	% Fixture	100.0	0.0	100.0

ZONAL LUMENS:

Zone	Lumens	% Fixture
0°-10°	111.7	1.9
10°-20°	330.9	5.5
20°-30°	577.9	9.7
30°-40°	946.9	15.9
40°-50°	1388.4	23.3
50°-60°	1748.7	29.3
60°-70°	657.7	11.0
70°-80°	174.9	2.9
80°-90°	30.0	0.5
90°-100°	0.0	0.0
100°-110°	0.0	0.0
110°-120°	0.0	0.0
120°-130°	0.0	0.0
130°-140°	0.0	0.0
140°-150°	0.0	0.0
150°-160°	0.0	0.0
160°-170°	0.0	0.0
170°-180°	0.0	0.0
0°-90°	5967.0	100.0
0°-180°	5967.0	100.0

Coefficient of Utilization



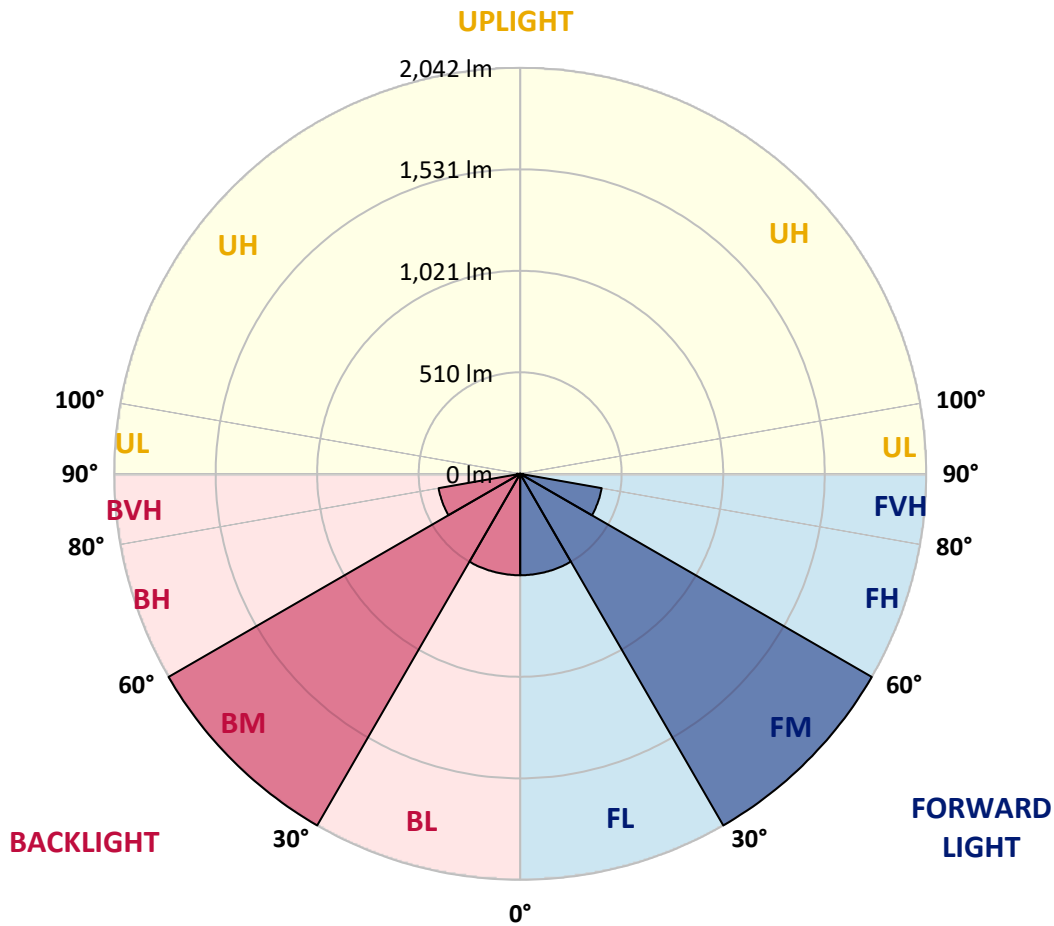
REPORT NUMBER: P526948
 CATALOG NUMBER: GLAN-SA2A-722-U-5MQ-GRSWH

LUMINAIRE CLASSIFICATION SYSTEM LUMEN TABLE AND BUG RATING:

Zone	Lumens	% Fixture	Zone Rating/Lumen Limit		
			B	U	G
FL (0°-30°)	510.2	8.6			
FM (30°-60°)	2042.0	34.2			
FH (60°-80°)	416.3	7.0			G0/660
FVH (80°-90°)	15.0	0.3			G1/100
BL (0°-30°)	510.2	8.6	B2/1000		
BM (30°-60°)	2042.0	34.2	B2/2500		
BH (60°-80°)	416.3	7.0	B1/500		G0/660
BVH (80°-90°)	15.0	0.3			G1/100
UL (90°-100°)	0.0	0.0		U0/0	
UH (100°-180°)	0.0	0.0		U0/0	

BUG Rating: B2-U0-G1

Type V Short





REPORT NUMBER: P526948

CATALOG NUMBER: GLAN-SA2A-722-U-5MQ-GRSWH

CANDELA DISTRIBUTION (FULL):

	0°	5°	15°	25°	35°	45°	55°	65°	75°	85°	90°
0°	1178.4	1178.4	1178.4	1178.4	1178.4	1178.4	1178.4	1178.4	1178.4	1178.4	1178.4
2.5°	1172.6	1184.3	1179.2	1176.2	1178.4	1174.8	1168.9	1175.5	1174.0	1168.1	1165.9
5°	1169.6	1178.4	1172.6	1178.4	1172.6	1182.8	1179.9	1168.9	1182.1	1169.6	1174.0
7.5°	1167.4	1170.4	1171.8	1168.9	1166.7	1179.2	1172.6	1167.4	1160.1	1157.9	1161.5
10°	1162.3	1169.6	1158.6	1173.3	1176.2	1167.4	1167.4	1157.9	1152.0	1148.3	1160.8
12.5°	1175.5	1163.0	1161.5	1168.9	1171.1	1174.8	1164.5	1159.3	1148.3	1149.8	1147.6
15°	1160.1	1165.2	1165.9	1167.4	1169.6	1178.4	1168.9	1157.9	1153.4	1138.0	1139.5
17.5°	1165.9	1160.8	1165.9	1182.8	1179.9	1186.5	1176.2	1159.3	1149.0	1140.2	1152.0
20°	1176.2	1174.0	1176.2	1196.8	1200.5	1206.4	1197.6	1182.1	1162.3	1152.0	1157.9
22.5°	1187.3	1185.8	1187.3	1207.1	1228.4	1235.8	1227.0	1190.9	1180.6	1161.5	1154.9
25°	1207.1	1208.6	1224.0	1246.1	1260.0	1274.0	1257.8	1232.1	1199.0	1187.3	1173.3
27.5°	1251.2	1254.9	1263.7	1296.1	1320.3	1332.8	1310.0	1274.7	1254.2	1229.9	1226.2
30°	1305.6	1305.6	1321.1	1349.0	1382.1	1401.2	1373.3	1331.3	1306.4	1293.1	1285.0
32.5°	1377.7	1369.6	1375.5	1424.7	1476.2	1492.3	1454.9	1403.4	1363.7	1346.1	1340.2
35°	1439.4	1444.6	1457.8	1510.7	1568.1	1605.6	1546.7	1479.8	1439.4	1423.2	1420.3
37.5°	1519.5	1528.4	1535.0	1607.8	1676.9	1690.8	1634.2	1580.6	1531.3	1518.1	1510.7
40°	1632.8	1626.9	1629.1	1682.7	1745.2	1754.1	1698.2	1660.0	1619.5	1611.4	1611.4
42.5°	1726.1	1719.5	1726.9	1746.7	1794.5	1787.9	1757.0	1729.1	1712.2	1703.3	1712.2
45°	1782.7	1781.3	1794.5	1809.2	1843.0	1821.0	1796.7	1801.1	1784.9	1770.2	1769.5
47.5°	1844.5	1834.9	1851.1	1873.2	1847.4	1837.1	1835.7	1845.2	1840.1	1814.3	1806.3
50°	1874.6	1870.9	1896.7	1922.4	1908.4	1884.9	1890.1	1905.5	1839.3	1804.8	1784.9
52.5°	1955.5	1956.2	2005.5	2019.4	2013.6	1979.0	1990.0	1948.1	1870.2	1821.7	1823.9
55°	2082.7	2077.5	2132.7	2173.8	2180.4	2136.3	2083.4	2024.6	1926.8	1877.6	1862.9
57°	2012.8	2024.6	2085.6	2207.6	2269.4	2217.2	2101.8	1994.5	1864.3	1804.8	1778.3
57.5°	1919.5	1938.6	2044.4	2167.2	2231.9	2227.5	2079.0	1938.6	1822.4	1729.8	1732.0
60°	1406.3	1410.0	1505.6	1700.4	1902.6	1907.0	1726.1	1540.1	1410.7	1310.0	1324.0
62.5°	741.8	758.7	796.9	953.5	1128.4	1171.1	1061.6	966.0	854.2	777.8	785.1
65°	392.6	390.4	408.7	452.8	538.9	560.9	546.2	470.5	431.5	419.0	419.8
67.5°	319.1	322.7	320.5	322.7	328.6	338.2	336.0	338.9	341.1	344.8	344.0
70°	270.5	270.5	272.0	272.7	272.7	277.1	282.3	291.9	292.6	296.3	297.7
72.5°	213.2	211.7	213.9	219.1	219.8	223.5	230.8	236.7	238.9	238.9	234.5
75°	144.8	146.3	149.2	153.6	158.1	164.7	170.6	174.2	175.7	173.5	171.3
77.5°	81.6	83.1	85.3	91.9	97.0	102.9	109.5	113.2	116.9	117.6	113.2
80°	48.5	48.5	52.2	57.3	63.2	69.1	75.0	79.4	80.9	80.9	78.7
82.5°	29.4	30.1	33.1	38.2	43.4	47.0	52.2	55.9	58.8	58.1	56.6
85°	15.4	15.4	18.4	22.8	26.5	30.1	30.1	27.9	26.5	22.8	21.3
87.5°	5.1	4.4	5.9	5.9	5.1	5.9	5.9	6.6	6.6	6.6	6.6
90°	0.0	0.0	0.0	0.0	0.0	0.0	0.0	0.0	0.0	0.0	0.0

(END OF REPORT)